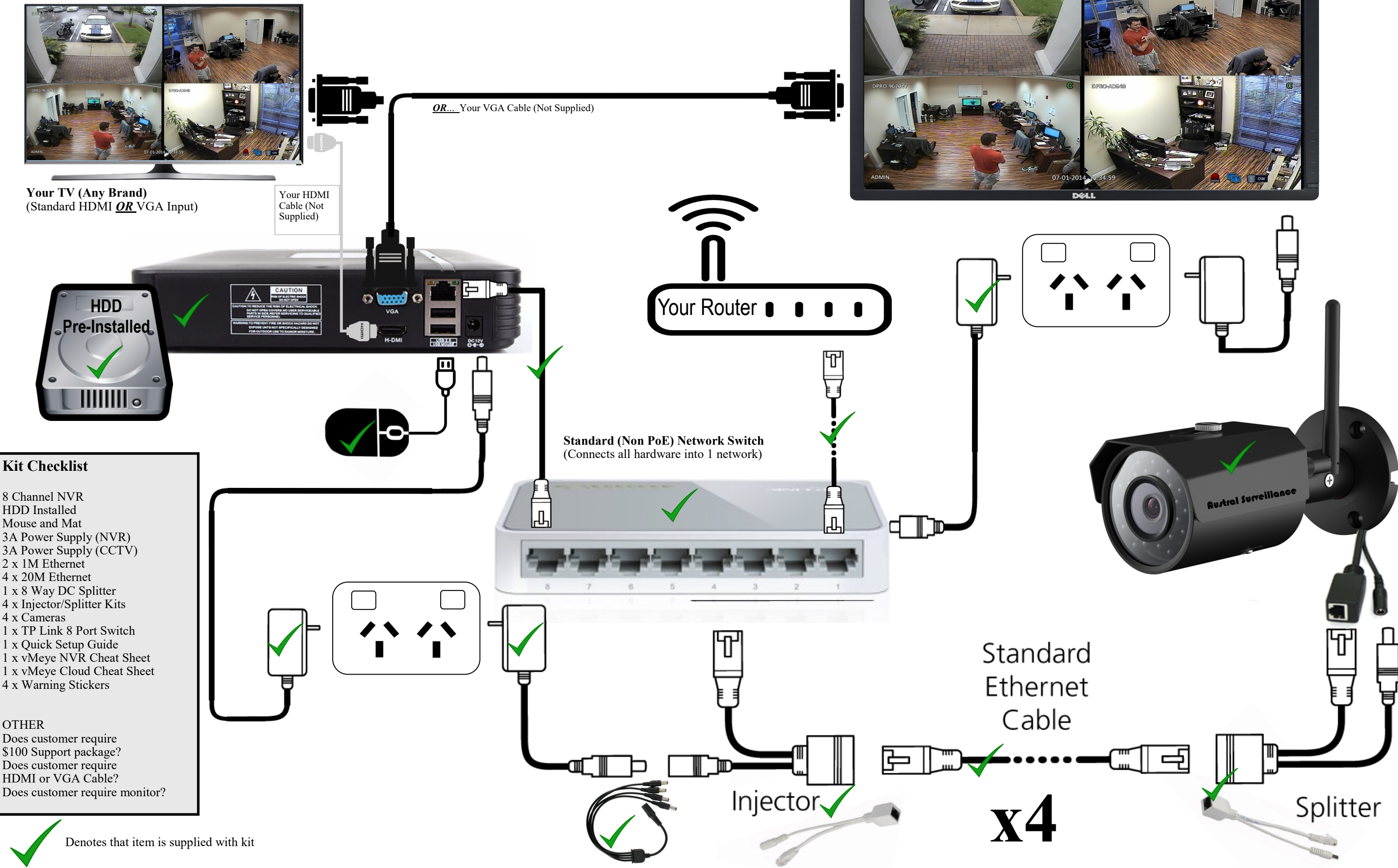


DIY CCTV SYSTEM QUICK SETUP GUIDE

1. Injector and splitter Setup (Pre 2015 Kits)

Austral Surveillance

1300 130 508

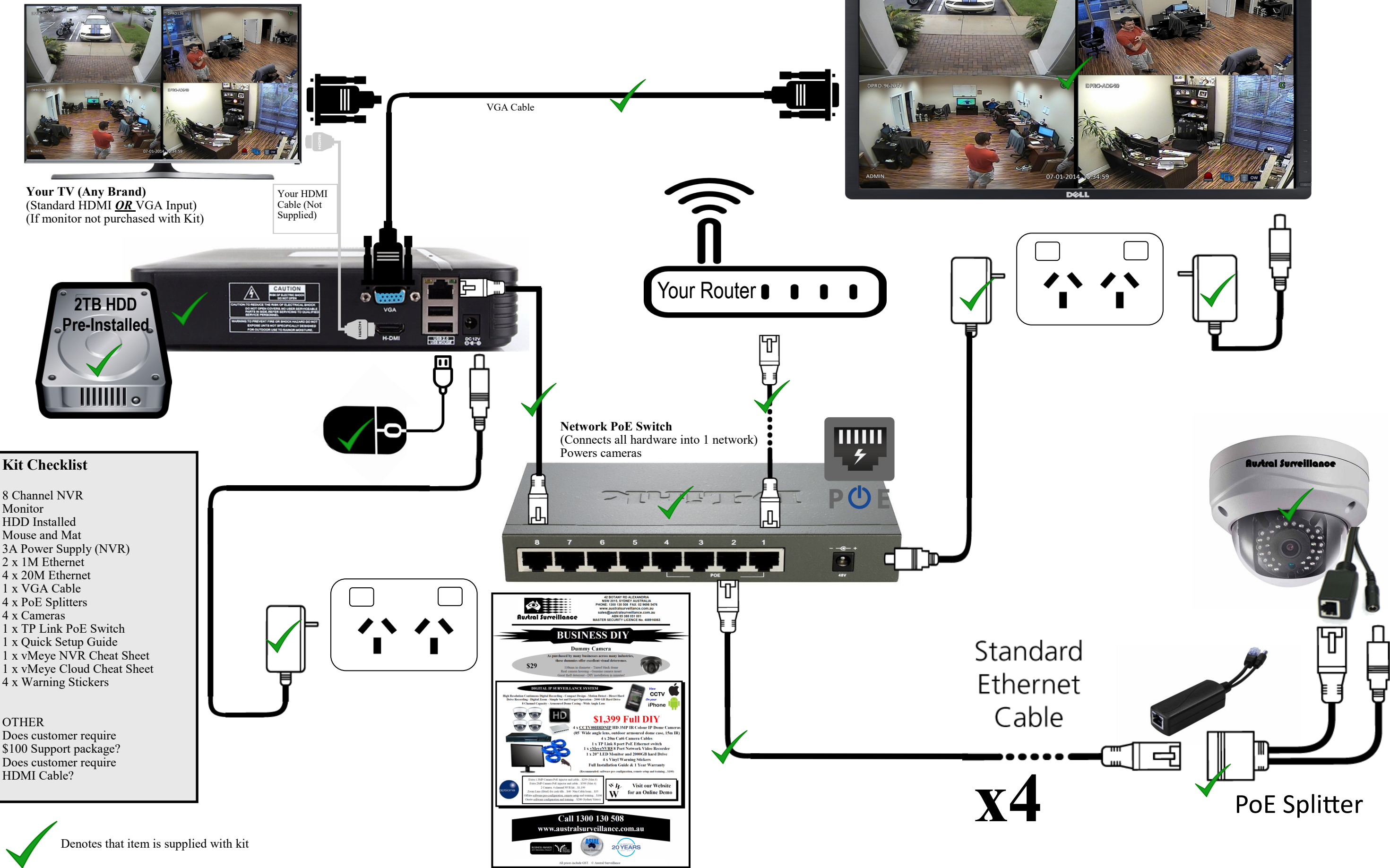


DIY CCTV SYSTEM QUICK SETUP GUIDE

2. Power over Ethernet (PoE) Switch Setup (\$1,399 Kit)

Austral Surveillance

1300 130 508



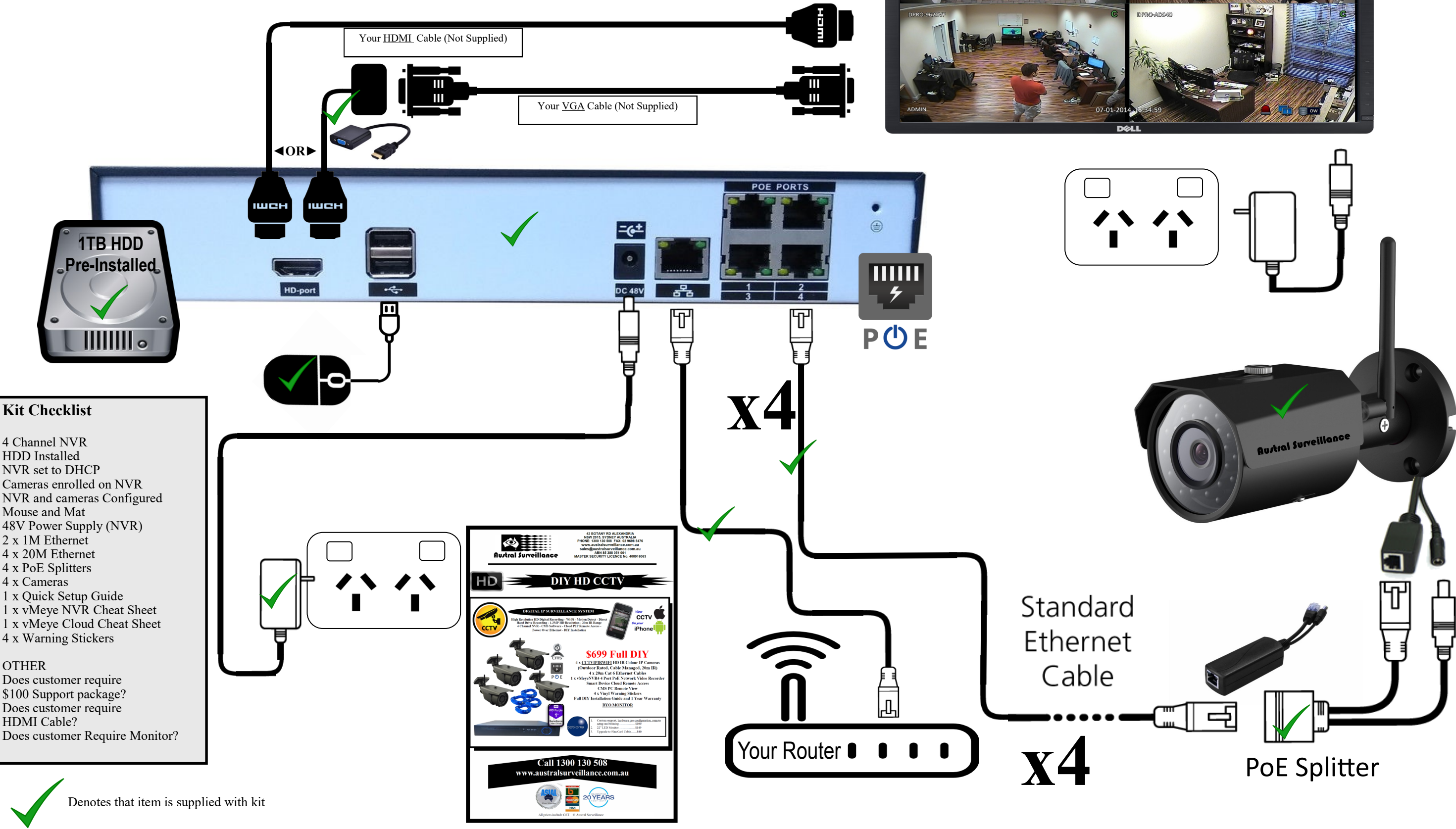
DIY CCTV SYSTEM QUICK SETUP GUIDE

3. Power over Ethernet (PoE) NVR Setup (\$699 Kit)

Austral Surveillance

1300 130 508

Your PC Monitor or Television
(Standard HDMI or VGA Input)



- Kit Checklist**
- 4 Channel NVR
 - HDD Installed
 - NVR set to DHCP
 - Cameras enrolled on NVR
 - NVR and cameras Configured
 - Mouse and Mat
 - 48V Power Supply (NVR)
 - 2 x 1M Ethernet
 - 4 x 20M Ethernet
 - 4 x PoE Splitters
 - 4 x Cameras
 - 1 x Quick Setup Guide
 - 1 x vMeye NVR Cheat Sheet
 - 1 x vMeye Cloud Cheat Sheet
 - 4 x Warning Stickers
- OTHER**
- Does customer require \$100 Support package?
 - Does customer require HDMI Cable?
 - Does customer Require Monitor?

Austral Surveillance

DIY HD CCTV

DIGITAL IP SURVEILLANCE SYSTEM

High Definition HD Digital Recording - 720P - Motion Detector - Smart Hard Drive Recording - 1.5TB HD Resolution - 24hr 18 Range 4 Channel NVR - 4 x 20m Ethernet - Cloud FTP Remote Access - Power Over Ethernet - DIY Installation

\$699 Full DIY

4 x EXCELLENCE HD IR Colour IP Camera (Outdoor Rated, Cable Managed, 24hr IR)

4 x 20m Cat 6 Ethernet Cables

1 x vMeye NVR 4 Port PoE Network Video Recorder

Smart Device Cloud Remote Access

CMOS PC Remote View

4 x vMeye Warning Stickers

Full DIY Installation Guide and 1 Year Warranty

BYO MONITOR

Customer support, installation, configuration, training and training

22 1221 1221

Upgrade to 1080p Cat 6 Cables - \$400

Call 1300 130 508

www.australsurveillance.com.au

20 YEARS

All prices include GST. © Austral Surveillance